

# NEW ZEALAND FIRE SERVICE FIRE AWARENESS INTERVENTION PROGRAMME

## National Statistics Year 2005 / 2006




*Helping Parents to Overcome the  
Problem of child Firelighting*



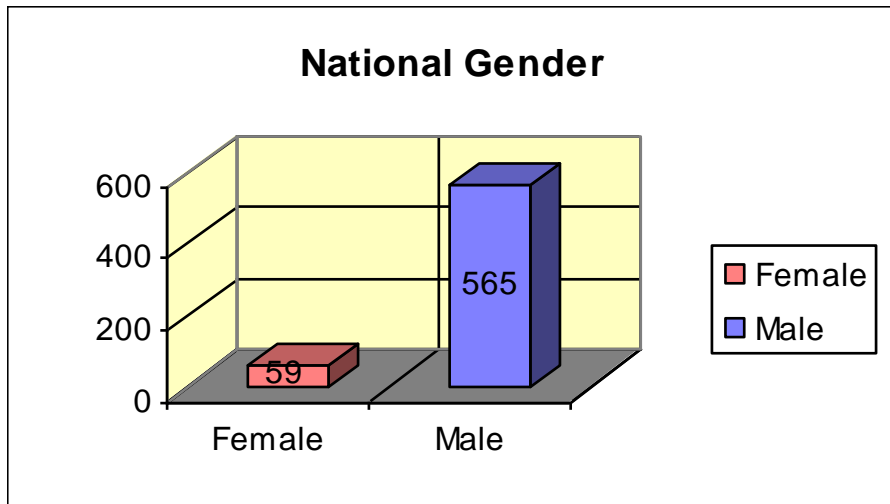
# National Incidents per Month

	July	Aug	Sept	Oct	Nov	Dec	Jan	Feb	Mar	Apr	May	Jun	Totals
Arapawa	7	8	16	4	10	9	9	7	7	2	17	12	108
Auckland	3	5	9	7	6	9	4	9	13	1	2	3	71
Bay Waikato	4	8	7	2	1	1	1	3	3	2	6	2	40
Eastern	1	3	1	2	4	6	2	1	12	8	4	2	46
Northland	2	0	3	0	5	2	1	0	1	1	0	2	17
Southern	1	4	2	6	7	0	4	1	5	2	12	4	48
Transalpine	20	23	23	27	17	24	22	12	15	21	23	24	251
Western	0	2	4	4	7	3	0	2	13	1	5	2	43
<b>Total</b>	<b>38</b>	<b>53</b>	<b>65</b>	<b>52</b>	<b>57</b>	<b>54</b>	<b>43</b>	<b>35</b>	<b>69</b>	<b>38</b>	<b>69</b>	<b>51</b>	<b>624</b>



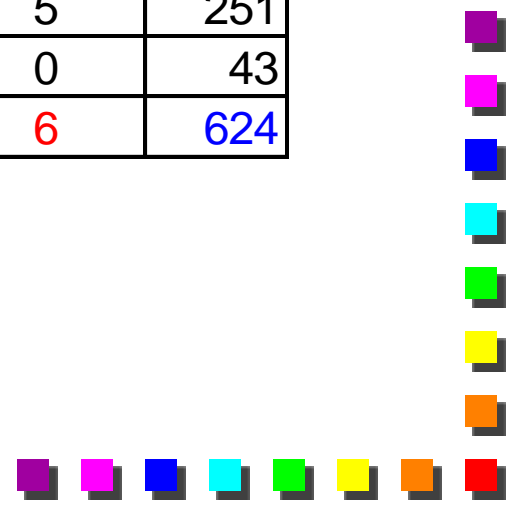
# Gender

	Female	Male
Arapawa	7	101
Auckland	5	66
Bay Waikato	3	37
Eastern	3	39
Northland	2	19
Southern	9	39
Transalpine	27	224
Western	3	40
Total	59	565




# Age Range

	0-5	6-10	11-14	15-17	18+	Total
Arapawa	4	29	59	15	1	108
Auckland	5	30	31	5	0	71
Bay Waikato	5	17	15	3	0	40
Eastern	8	13	20	5	0	46
Northland	3	12	2	0	0	17
Southern	6	15	21	6	0	48
Transalpine	23	73	98	52	5	251
Western	3	18	16	6	0	43
<b>Total</b>	<b>57</b>	<b>207</b>	<b>262</b>	<b>92</b>	<b>6</b>	<b>624</b>



# Ethnicity

	Asian	Caucasian	European/Maori	Pacific Is.	Other	Total
Arapawa	1	73	25	8	1	108
Auckland	0	38	20	11	2	71
Bay Waikato	0	23	17	0	0	40
Eastern	0	31	12	0	3	46
Northland	0	6	11	0	0	17
Southern	0	40	7	0	1	48
Transalpine	2	194	48	5	2	251
Western	0	31	11	1	0	43
Total	3	436	151	25	9	624



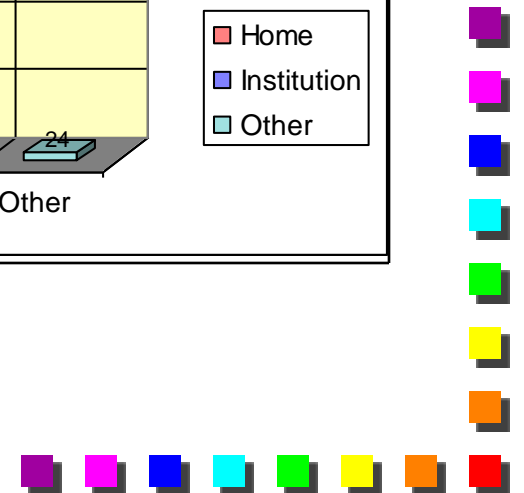
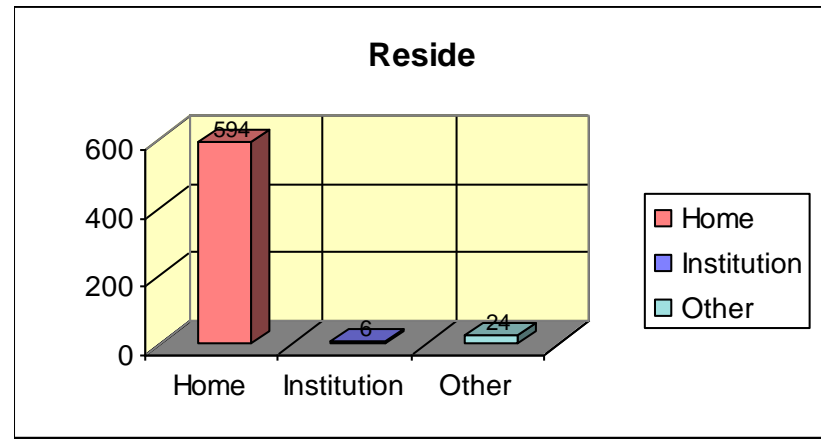
# Referred By

	FGC/YJ Co-ordinator	Fire Service	Police	Public/Family Member	Public Health Facility	School	Social Welfare/CYPFA	Youth Aid	Total
Arapawa	2	12	30	24	2	23	2	13	108
Auckland	0	10	25	18	1	11	4	2	71
Bay Waikato	1	12	6	11	3	2	0	5	40
Eastern	4	9	16	13	0	1	0	3	46
Northland	1	5	2	8	0	1	0	0	17
Southern	4	2	11	18	0	9	1	3	48
Transalpine	6	33	34	59	8	46	7	58	251
Western	2	8	12	12	2	6	0	1	43
Total	20	91	136	163	16	99	14	85	624



# Reside

	Home	Institution	Other	Total
Arapawa	99	3	6	108
Auckland	68	0	3	71
Bay Waikato	38	1	1	40
Eastern	45	0	1	46
Northland	17	0	0	17
Southern	45	0	3	48
Transalpine	242	2	7	251
Western	40	0	3	43
Total	594	6	24	624



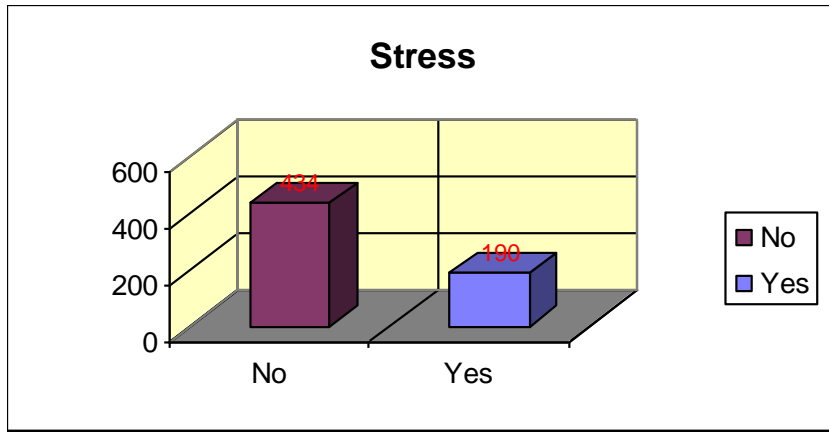
# Currently living with

	A Parent & Partner	Biological Parents	Caregiver / Foster	Other	Same Sex Couple	Shared Custody	Single Parenting	Stepfather	Stepmother	Total
Arapawa	13	44	10	5	1	1	34	0	0	108
Auckland	13	34	0	3	0	1	19	1	0	71
Bay Waikato	9	17	1	1	0	0	12	0	0	40
Eastern	3	22	1	2	0	0	18	0	0	46
Northland	1	12	1	0	0	0	3	0	0	17
Southern	11	25	3	0	0	0	8	1	0	48
Transalpine	52	92	18	11	0	2	76	0	0	251
Western	7	11	3	2	0	3	17	0	0	43
Total	109	257	37	24	1	7	187	2	0	624



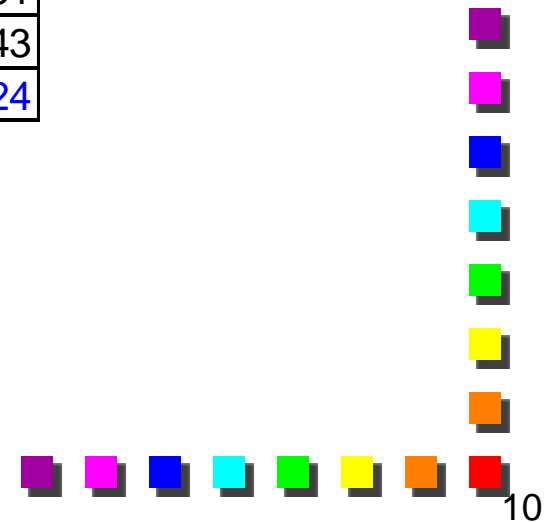
# Current Stress

	No	Yes	Total
Arapawa	73	35	108
Auckland	51	20	71
Bay Waikato	32	8	40
Eastern	40	6	46
Northland	15	2	17
Southern	39	9	48
Transalpine	149	102	251
Western	35	8	43
<b>Total</b>	<b>434</b>	<b>190</b>	<b>624</b>



# Understand Actions

	No	Yes	Total
Arapawa	8	100	108
Auckland	4	67	71
Bay Waikato	5	35	40
Eastern	5	41	46
Northland	1	16	17
Southern	2	46	48
Transalpine	5	246	251
Western	5	38	43
Total	35	589	624



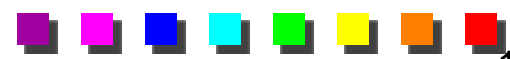
# Incident Type

	Car	Malicious Call	Other	Rubbish	Scrub	Structure	Tree	Total
Arapawa	1	1	27	27	25	19	8	108
Auckland	0	0	19	12	10	29	1	71
Bay Waikato	0	1	17	5	9	6	2	40
Eastern	2	1	14	11	4	11	3	46
Northland	0	0	7	4	4	2	0	17
Southern	2	1	16	12	5	12	0	48
Transalpine	12	11	120	38	31	35	4	251
Western	0	1	10	14	3	14	1	43
Total	17	16	230	123	91	128	19	624




# Area of Origin

	Bedroom	Bush	Car	Classroom	Crawl Space	Ext Wall	Garage	Kitchen	Lounge	Malicious Call	Open Area	Other	Sales	Toilet	Total
Arapawa	7	15	2	8	5	4	7	1	3	0	44	2	0	10	108
Auckland	4	2	0	0	0	6	8	4	2	0	35	6	0	4	71
Bay Waikato	10	3	0	1	0	3	0	0	3	0	16	1	0	3	40
Eastern	6	3	5	0	0	2	6	2	1	1	12	6	0	2	46
Northland	3	1	0	0	0	0	0	2	1	0	7	0	0	3	17
Southern	11	4	1	4	3	4	1	1	2	1	10	3	0	3	48
Transalpine	34	1	4	8	0	1	11	3	20	10	119	19	0	21	251
Western	16	0	0	0	0	1	0	1	4	1	11	2	0	7	43
<b>Total</b>	<b>91</b>	<b>29</b>	<b>12</b>	<b>21</b>	<b>8</b>	<b>21</b>	<b>33</b>	<b>14</b>	<b>36</b>	<b>13</b>	<b>254</b>	<b>39</b>	<b>0</b>	<b>53</b>	<b>624</b>



# Home Alone

	No	Police Advised	Yes	Total
Arapawa	102	2	4	108
Auckland	69	0	2	71
Bay Waikato	40	0	0	40
Eastern	44	0	2	46
Northland	16	0	1	17
Southern	45	2	1	48
Transalpine	241	0	10	251
Western	40	0	3	43
Total	597	4	23	624



# Estimated Property Damage

	No Value	\$200	\$500	\$1,000	\$5,000	\$10,000	\$20,000	\$50,000	\$80,000	\$100,000	\$150,000	\$200,000	\$300,000	\$500,000	Over \$1m	Total
Arapawa	75	19	3	1	5	1	0	0	4	0	0	0	0	0	0	108
Auckland	41	10	3	6	5	0	1	3	2	0	0	0	0	0	0	71
Bay Waikato	31	1	2	2	0	1	0	1	0	1	0	1	0	0	0	40
Eastern	32	7	2	2	3	0	0	0	0	0	0	0	0	0	0	46
Northland	13	1	1	2	0	0	0	0	0	0	0	0	0	0	0	17
Southern	38	1	1	0	2	2	2	1	0	0	0	0	1	0	0	48
Transalpine	199	13	3	9	13	4	1	3	2	3	1	0	0	0	0	251
Western	26	2	3	3	2	0	4	0	0	0	2	0	1	0	0	43
<b>Total</b>	<b>455</b>	<b>54</b>	<b>18</b>	<b>25</b>	<b>30</b>	<b>8</b>	<b>8</b>	<b>8</b>	<b>8</b>	<b>4</b>	<b>3</b>	<b>1</b>	<b>2</b>	<b>0</b>	<b>0</b>	<b>624</b>

	Totals to Date
Arapawa	\$361,300
Auckland	\$364,500
Bay Waikato	\$363,200
Eastern	\$19,400
Northland	\$2,700
Southern	\$420,700
Transalpine	\$898,100
Western	\$694,900

**Total for year \$3,124,800**

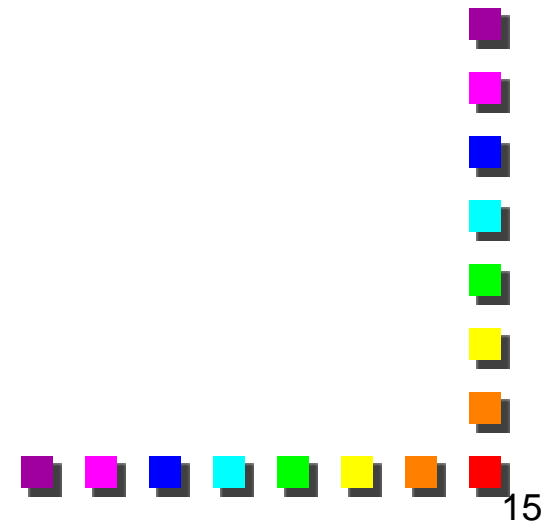


# Estimated Firefighter Costs

	No Value	\$200	\$500	\$1,000	\$5,000	\$10,000	\$20,000	\$50,000	\$80,000	\$100,000	\$150,000	\$200,000	\$300,000	\$500,000	Over \$1m	Total
Arapawa	64	5	8	3	4	0	0	0	0	0	0	0	0	0	0	84
Auckland	77	0	0	0	0	0	0	0	0	0	0	0	0	0	0	77
Bay Waikato	50	8	22	7	1	0	0	0	0	0	0	0	0	0	0	88
Eastern	31	0	7	4	2	0	2	0	0	0	0	0	0	0	0	46
Northland	26	1	4	4	3	0	0	0	0	0	0	0	0	0	0	38
Southern	35	0	0	0	0	0	0	0	0	0	0	0	0	0	0	35
Transalpine	191	12	35	26	7	0	0	0	0	0	0	0	0	0	0	271
Western	42	2	2	1	0	0	0	0	0	0	0	0	0	0	0	47
<b>Total</b>	<b>516</b>	<b>28</b>	<b>78</b>	<b>45</b>	<b>17</b>	<b>0</b>	<b>2</b>	<b>0</b>	<b>0</b>	<b>0</b>	<b>0</b>	<b>0</b>	<b>0</b>	<b>0</b>	<b>0</b>	<b>686</b>


	Totals to Date
Arapawa	\$361,300
Auckland	\$364,500
Bay Waikato	\$363,200
Eastern	\$19,400
Northland	\$2,700
Southern	\$420,700
Transalpine	\$898,100
Western	\$694,900

**Total for yea \$3,124,800**




# Where did the (alleged) fire setting occur

	Home	School	Away from Home	Total
Arapawa	45	24	39	108
Auckland	31	23	17	71
Bay Waikato	11	20	9	40
Eastern	19	18	9	46
Northland	4	9	4	17
Southern	13	17	18	48
Transalpine	104	89	58	251
Western	14	20	9	43
Total	241	220	163	624



# Motivation Factor

	Anger	Attention	Boredom	Conceal a Crime	Experiment	Peer Pressure	Revenge	Unable to identify	Total
Arapawa	8	4	28	0	11	18	3	36	108
Auckland	4	5	18	0	23	5	1	15	71
Bay Waikato	3	0	13	0	2	3	0	19	40
Eastern	2	0	13	0	14	7	0	10	46
Northland	2	0	3	0	6	2	0	4	17
Southern	5	0	8	0	15	8	0	12	48
Transalpine	13	12	75	4	78	27	1	41	251
Western	4	3	11	0	10	5	0	10	43
Total	41	24	169	4	159	75	5	147	624



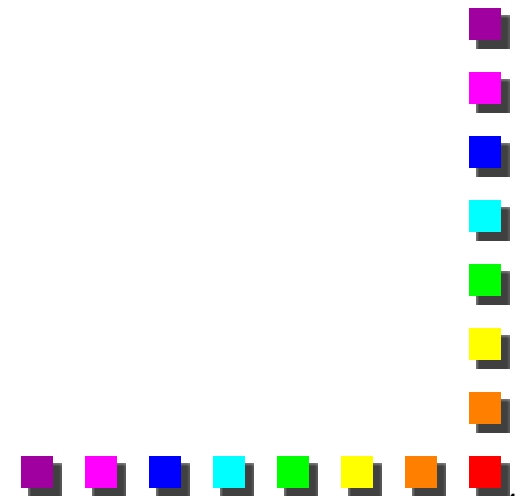
# Was Fire an Accident

	No	Yes	Total
Arapawa	89	19	108
Auckland	55	16	71
Bay Waikato	35	5	40
Eastern	31	15	46
Northland	14	3	17
Southern	35	13	48
Transalpine	225	26	251
Western	35	8	43
Total	519	105	624



# Destruction of property intended

	No	Yes	Total
Arapawa	100	8	108
Auckland	61	10	71
Bay Waikato	40	0	40
Eastern	43	3	46
Northland	15	2	17
Southern	43	5	48
Transalpine	226	25	251
Western	35	8	43
Total	563	61	624



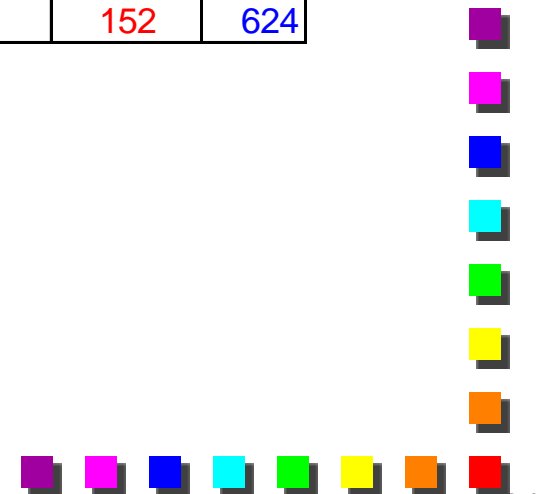
# Was Client Part of a Group

	No	Yes	Total
Arapawa	22	86	108
Auckland	17	54	71
Bay Waikato	18	22	40
Eastern	12	34	46
Northland	10	7	17
Southern	14	34	48
Transalpine	68	183	251
Western	20	23	43
Total	181	443	624



# Ignition Source

	Candles	Fireworks	Heating Device	Lighter	Matches	Total
Arapawa	2	1	3	82	20	108
Auckland	0	0	3	55	13	71
Bay Waikato	0	0	3	22	15	40
Eastern	0	0	0	34	12	46
Northland	0	0	1	10	6	17
Southern	1	0	6	25	16	48
Transalpine	0	7	21	170	53	251
Western	0	0	3	23	17	43
Total	3	8	40	421	152	624




# Was Accelerant Used

	No	Yes	Total
Arapawa	78	30	108
Auckland	38	33	71
Bay Waikato	35	5	40
Eastern	41	5	46
Northland	16	1	17
Southern	38	10	48
Transalpine	220	31	251
Western	33	10	43
Total	499	125	624



# Attempt to Set Fire to Others

	No	Yes	Total
Arapawa	107	1	108
Auckland	71	0	71
Bay Waikato	40	0	40
Eastern	46	0	46
Northland	17	0	17
Southern	47	1	48
Transalpine	249	2	251
Western	43	0	43
Total	620	4	624



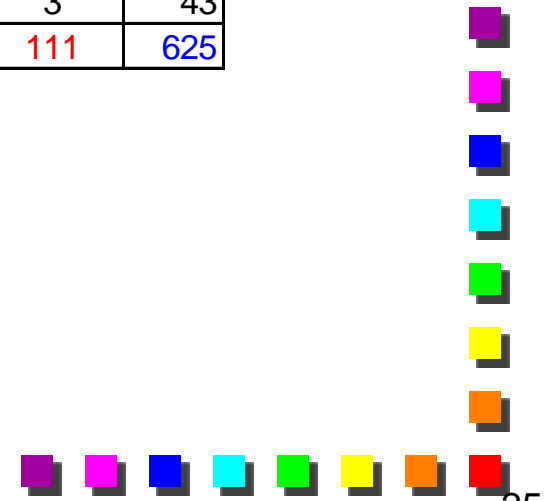
# Aware of Education Programmes

	No	Yes	Total
Arapawa	57	51	108
Auckland	29	42	71
Bay Waikato	23	17	40
Eastern	28	18	46
Northland	4	13	17
Southern	16	32	48
Transalpine	89	162	251
Western	17	26	43
Total	263	361	624




# After the Fire Started

	Called for help	Multiple	Put it out / Tried to put it out	Ran away	Stayed & watched	Total
Arapawa	10	0	44	30	24	108
Auckland	1	0	27	39	4	71
Bay Waikato	3	0	12	14	11	40
Eastern	1	4	17	20	5	47
Northland	2	2	9	2	2	17
Southern	5	0	15	19	9	48
Transalpine	20	0	102	76	53	251
Western	5	0	17	18	3	43
Total	47	6	243	218	111	625



# Does the Client have any of the Following Diagnosis

	ADHD / ADD	Anxiety Disorder	Aspergers	Conduct Disorder	Depression	Multiple	OCD	ODD	Total
Arapawa	8	2	1	1	9	15	0	0	36
Auckland	3	0	0	0	1	1	0	0	5
Bay Waikato	5	0	1	1	1	1	0	0	9
Eastern	3	0	0	0	1	2	0	0	6
Northland	2	0	0	0	0	1	0	0	3
Southern	6	0	1	0	0	0	0	1	8
Transalpine	44	1	0	1	1	14	1	1	63
Western	4	1	0	0	0	5	1	0	11
Total	75	4	3	3	13	39	2	2	141



# Does the Client have any of the Following Problems

	Anger	Anxiety	Depression	Hyperactivity	Learning Difficulties	Multiple	Poor Concentration	Sucidal / Self Harm	Total
Arapawa	12	0	1	0	2	50	4	0	69
Auckland	3	0	0	0	2	13	3	0	21
Bay Waikato	3	0	1	1	2	11	2	0	20
Eastern	5	0	0	0	1	13	3	0	22
Northland	0	0	0	2	0	4	3	0	9
Southern	4	1	0	7	2	0	8	1	23
Transalpine	18	8	1	2	2	110	5	2	148
Western	3	1	0	1	3	16	4	1	29
Total	48	10	3	13	14	217	32	4	341



# Does the client have any of the following behaviours

	Alcohol Abuse	Burglaries	Drug Abuse	Group Offending	Physically cruel to animals	Physically cruel to people	Has been sexual offending	Has broken into someone else's house	Has used a weapon	Multiple
Arapawa	0	0	0	0	0	0	0	0	0	64
Auckland	0	0	0	2	0	0	0	0	0	29
Bay Waikato	0	0	0	0	0	0	0	0	0	13
Eastern	0	0	0	0	0	0	0	0	0	24
Northland	0	1	0	0	0	0	0	1	0	3
Southern	0	0	0	1	0	1	0	0	0	0
Transalpine	0	0	1	1	0	0	0	0	0	121
Western	0	0	0	0	0	0	0	0	0	23
Total	0	1	1	4	0	1	0	1	0	277

	Often bullies, treats or intimidates	Often Initiates physical fights	Often lies	Often truant from school	Running away from home	Stealing	Stealing by confronting a victim	Tagging	Vandalism	Total
Arapawa	1	1	7	0	0	0	0	0	0	73
Auckland	1	0	2	2	2	1	0	0	1	40
Bay Waikato	1	0	1	0	1	2	0	0	1	19
Eastern	0	0	2	0	0	2	0	0	0	28
Northland	0	0	1	0	0	2	0	0	0	8
Southern	3	3	4	0	0	18	0	0	2	32
Transalpine	2	0	10	5	2	17	0	0	2	161
Western	0	0	3	0	0	2	0	0	3	31
Total	8	4	30	7	5	44	0	0	9	392

# Are there any Smokers in the Household

	No	Yes	Total
Arapawa	44	64	108
Auckland	31	40	71
Bay Waikato	11	29	40
Eastern	16	30	46
Northland	5	12	17
Southern	24	24	48
Transalpine	77	174	251
Western	9	34	43
Total	217	407	624



# Smoke Alarms installed in the house

	No	Yes	Total
Arapawa	37	71	108
Auckland	9	62	71
Bay Waikato	13	27	40
Eastern	9	37	46
Northland	2	15	17
Southern	6	42	48
Transalpine	67	184	251
Western	12	31	43
Total	155	469	624



# Recidivism

	Yes
Arapawa	2
Auckland	0
Bay Waikato	0
Eastern	2
Northland	0
Southern	0
Transalpine	11
Western	2
Total	17

